

CORRUGATED WATER SUCTION & DISCHARGE HOSE 150 PSI



Our Corrugated Water Suction and Discharge Hose is engineered for reliability in low-pressure water and fluid applications.

Designed with superior materials, it offers excellent resistance to abrasion, weather, and ozone, ensuring long-lasting performance across industrial settings.

Tube: Smooth, black EPDM blend, resistant to air, water, and oil mist.

Reinforcement: High-tensile synthetic cord for added strength and durability.

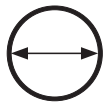

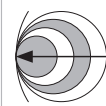
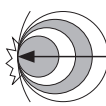

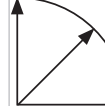

Cover: Black EPDM blend with a cloth impression finish, corrugated, providing abrasion, weather, and ozone resistance.

Temperature Range: -30°C to +85°C (-22°F to +185°F)

Applications:

Ideal for flexible suction watering applications and chiller water applications

Suitable for industrial, agricultural, and general-purpose use.

									
code	inch	inch	mm	psi	psi	gr/mt	lbs/ft	mm	ft
MW-010-019-AC	3/4	1,14	29	150	450	680	0,45	75	100
MW-010-025-AC	1	1,37	35	150	450	800	0,53	100	100
MW-010-032-AC	1 1/4	1,65	42	150	450	980	0,65	120	100
MW-010-038-AC	1 1/2	1,88	48	150	450	1200	0,80	150	100
MW-010-051-AC	2	2,48	63	150	450	1790	1,20	200	100
MW-010-063-AC	2 1/2	2,95	75	150	450	2150	1,44	250	100
MW-010-076-AC	3	3,46	88	150	450	2800	1,88	300	100
MW-010-102-AC	4	4,56	116	150	450	4200	2,82	400	100
MW-010-127-AC	5	5,62	143	150	450	5900	3,96	500	100
MW-010-152-AC	6	6,61	168	150	450	7850	5,27	600	100
MW-010-203-AC	8	8,77	223	150	450	11500	7,72	1200	50
MW-010-254-AC	10	10,80	276	150	450	15400	10,3	1600	50

CORRUGATED WATER SUCTION & DISCHARGE HOSE W.P. 150 PSI