

# WATER DISCHARGE HOSE 150 PSI



Our Water Discharge Hose 150 PSI is built for reliable performance in construction and agricultural applications.

It is designed with premium materials for resistance against abrasion, weather, and ozone, ensuring durability in demanding environments.

Tube: Smooth, black EPDM blend, resistant to air, water, and oil mist.

Reinforcement: High-tensile synthetic cord for added strength and reliability.

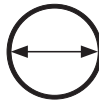

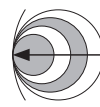
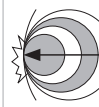


Cover: Black EPDM blend with a cloth impression finish, providing excellent weather and ozone resistance.

Temperature Range: -30°C to +85°C (-22°F to +185°F)

## Applications:

Ideal for use in the construction industry and chilled water applications

Perfect for agricultural water delivery applications.

								
	ID	OD		WP	BP	W	L	
code	inch	inch	mm	psi	psi	gr/mt	lbs/ft	ft
MW-010-013-V	1/2	0,86	22	150	450	280	0,18	100
MW-010-016-V	5/8	0,98	25	150	450	340	0,22	100
MW-010-019-V	3/4	1,10	28	150	450	455	0,30	100
MW-010-025-V	1	1,37	35	150	450	550	0,36	100
MW-010-032-V	1 1/4	1,65	42	150	450	780	0,52	100
MW-010-038-V	1 1/2	1,88	48	150	450	950	0,63	100
MW-010-051-V	2	2,44	62	150	450	1290	0,86	100
MW-010-063-V	2 1/2	2,91	74	150	450	1750	1,17	100
MW-010-076-V	3	3,46	88	150	450	2250	1,51	100
MW-010-102-V	4	4,52	115	150	450	3600	2,41	100
MW-010-127-V	5	5,55	141	150	450	4350	2,92	100
MW-010-152-V	6	6,53	166	150	450	5200	3,49	100
MW-010-203-V	8	8,54	217	150	450	7300	4,9	50
MW-010-254-V	10	10,5	268	150	450	10500	7,05	50



## WATER DISCHARGE HOSE W.P. 150 PSI



[www.arkhoses.com](http://www.arkhoses.com)



13201 NW Freeway, Suite 800,  
Houston, Texas, 77040

+1 832 577 2505



[info@arkhoses.com](mailto:info@arkhoses.com)