

# WATER SUCTION & DISCHARGE HOSE W.P. 150 PSI



Our Water Suction and Delivery Hose is engineered for reliability in water and fluid applications.

Designed with superior materials, it offers excellent resistance to abrasion, weather, and ozone, ensuring long-lasting performance across industrial settings.

Tube: Smooth, black EPDM blend, resistant to air, water, and oil mist.

Reinforcement: High-tensile synthetic cord for added strength and durability.

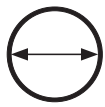

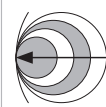
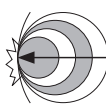

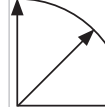

Cover: Black EPDM blend with a cloth impression finish, providing abrasion, weather, and ozone resistance.

Temperature Range: -30°C to +85°C (-22°F to +185°F)

### Applications:

Ideal for suction of watering applications and chilled water applications

Suitable for industrial, agricultural, and general-purpose use.

									
code	inch	inch	mm	psi	psi	gr/mt	lbs/ft	mm	ft
MW-010-019-A	3/4	1,10	28	150	450	680	0,45	120	100
MW-010-025-A	1	1,33	34	150	450	800	0,53	150	100
MW-010-032-A	1 1/4	1,65	42	150	450	980	0,65	190	100
MW-010-038-A	1 1/2	1,88	48	150	450	1200	0,80	230	100
MW-010-051-A	2	2,44	62	150	450	1790	1,20	300	100
MW-010-063-A	2 1/2	2,91	74	150	450	2150	1,44	380	100
MW-010-076-A	3	3,46	88	150	450	2800	1,88	460	100
MW-010-102-A	4	4,56	116	150	450	4200	2,82	600	100
MW-010-127-A	5	5,62	143	150	450	5900	3,96	750	100
MW-010-152-A	6	6,61	168	150	450	7850	5,27	900	100
MW-010-203-A	8	8,77	223	150	450	11500	7,72	1600	50
MW-010-254-A	10	10,80	275	150	450	15400	10,3	2000	50
MW-010-305-A	12	12,8	327	150	450	22000	14,7	2400	50

## WATER SUCTION & DISCHARGE HOSE W.P. 150 PSI



www.arkhoses.com



13201 NW Freeway, Suite 800,  
Houston, Texas, 77040

+1 832 577 2505



info@arkhoses.com